



FW2-RMT-8F/9F

2 WAY REMOTE CONTROL TRANSMITTER

CROW

ELECTRONIC ENGINEERING LTD.

INSTALLATION INSTRUCTIONS

P/N 7103001 REV. D

FEATURES

- State-of-the-art 2-way wireless security system
- FW2 advanced & secured RF protocol
- Low current Technology
- Powered by a 3V Lithium battery type CR2032
- Battery life: over 3 years
- Frequency band: 868 / 916MHz
- Battery status send on every transmission
- LED indications for monitoring
- Range up to 150m on open space.
- Unique ID number

LEARN PROCESS

1. Enter in installing mode via the "Installer Webpage"
2. Go to "USERS" and select the user # you want to learn
3. Insert the Remote control's ID in the learn user pendant section, (7 digits) appears on the sticker on the back of the remote control,
4. Save Configuration







REMOTE CONTROL ACTIVATION

5. Press both keys PA+PA (star + stay) simultaneously until red LED in Remote control front starts light and end with green.

RESET THE REMOTE CONTROL

6. Press both keys ARM + STAY simultaneously, the LED will light red + green alternately and stop.

KEYS AND FUNCTIONS

	 ARM	Arming Assigned Area
	 DISARM	Deactivates the system
	 STAY	Activates the STAY ARM
	 GENERAL	N/A
	 PANIC	When two buttons pressed together for 2 seconds activate Panic function

INDICATIONS

LEARN – FW2- RMT LED will blink orange (to indicate learn request). If the learn was successful, the FW2- RMT LED will blink green one time, if not, it will blink red.

ARM – Press on Arm -> FW2- RMT LED will blink red & green one time, and then the LED of the upper right button will turn on red for 1 sec.

STAY – Press on Stay Arm -> FW2- RMT LED will blink red & green one time, and then the LED of the lower left button turn on red for 1 sec.


DISARM – Press on Disarm -> FW2- RMT LED will blink red & green one time.

LOW BATT – Every transmission blink 3 times red and once green.

*When deleting a FW2- RMT the LED will flash red and green several times

BATTERY REPLACEMENT

- Open the screw on the back and open the cover.
- Pull out the old battery.
- Insert new battery, verify the correct polarity.




The battery must be replaced by 3V Lithium battery Size CR2032

CAUTION !!!

RISK OF EXPLOSION IF BATTERY IS REPLACED BY DIFFERENT TYPE / MODEL. DISPOSE USED BATTERIES ACCORDING TO IT'S INSTRUCTIONS

TECHNICAL SPECIFICATIONS

Data Protocol	FW2 Protocol
Modulation Type	FSK
Frequency band	8F / 9F
Identification	Unique ID serial number – 24 bit
Event Transmission	Arm, Disarm, Stay, Panic, Low Batt
Range in open space	150m
Battery	Lithium 3V Size: CR2032
Current Consumption	
Standby	<1 µA
Transmission	~30 mA
Operating temperature	-10°C to +50°C
Dimensions	55mm x 27mm x 9mm
Weight (inc. battery)	20 gr.



N345

REGULATORY APPROVALS

The FW2-RMTNC conforms to the essential requirements set out by:

- RTTE directive: 1999/5/EC

Harmonized Standards applicable to this products are:

- EN300220-2
- EN301489-3
- EN301489-1
- EN50130-4
- EN61000-6-3
- EN62368-1

Additional Standards and Directives applicable to this product are:

Security Grade 2 Environmental Class II
 Certification body: Telefication B.V.

- RoHS directive: 2002/95/EC
- EN50131-1
- EN50131-3
- EN50131-6
- EN50131-5-3
- EN50130-5



CROW ELECTRONIC ENGINEERING LTD. ("Crow") - WARRANTY POLICY CERTIFICATE

This Warranty Certificate is given in favor of the purchaser (hereunder the "Purchaser") purchasing the products directly from Crow or from its authorized distributor.

Crow warrants these products to be free from defects in materials and workmanship under normal use and service for a period of 24 months from the last day of the week and year whose numbers are printed on the printed circuit board inside these products (hereunder the "Warranty Period"). Subject to the provisions of this Warranty Certificate, during the Warranty Period, Crow undertakes, at its sole discretion and subject to Crow's procedures, as such procedures are from time to time, to repair or replace, free of charge for materials and/or labor, products proved to be defective in materials or workmanship under normal use and service. Repaired products shall be warranted for the remainder of the original Warranty Period. All transportation costs and in-transit risk of loss or damage related, directly or indirectly, to products returned to Crow for repair or replacement shall be borne solely by the Purchaser.

Crow's warranty under this Warranty Certificate does not cover products that is defective (or shall become defective) due to: (a) alteration of the products (or any part thereof) by anyone other than Crow; (b) accident, abuse, negligence, or improper maintenance; (c) failure caused by a product which Crow did not provide; (d) failure caused by software or hardware which Crow did not provide; (e) use or storage other than in accordance with Crow's specified operating and storage instructions.

There are no warranties, expressed or implied, of merchantability or fitness of the products for a particular purpose or otherwise, which extend beyond the description on the face hereof.

This limited Warranty Certificate is the Purchaser's sole and exclusive remedy against Crow and Crow's sole and exclusive liability toward the Purchaser in connection with the products, including without limitation - for defects or malfunctions of the products. This Warranty Certificate replaces all other warranties and liabilities, whether oral, written, (non-mandatory) statutory, contractual, in tort or otherwise.

In no case shall Crow be liable to anyone for any consequential or incidental damages (inclusive of loss of profit, and whether occasioned by negligence of the Crow or any third party on its behalf) for breach of this or any other warranty, expressed or implied, or upon any other basis of liability whatsoever. Crow does not represent that these products can not be compromised or circumvented; that these products will prevent any person injury or property loss or damage by burglary, robbery, fire or otherwise; or that these products will in all cases provide adequate warning or protection.

Purchaser understands that a properly installed and maintained product may in some cases reduce the risk of burglary, fire, robbery or other events occurring without providing an alarm, but it is not insurance or a guarantee that such will not occur or that there will be no personal injury or property loss or damage as a result.

Consequently, Crow shall have no liability for any personal injury; property damage or any other loss based on claim that these products failed to give any warning.

If Crow is held liable, whether directly or indirectly, for any loss or damage with regards to these products, regardless of cause or origin, Crow's maximum liability shall not in any case exceed the purchase price of these products, which shall be the complete and exclusive remedy against Crow.

CROW ELECTRONIC ENGINEERING LTD.
 12 Kineret St.
 Airport City, 70100 Israel
 Tel. +972 3 9726000
 Fax. +972 3 9726001
 sales@crow.co.il
 support@crow.co.il
www.thecrowgroup.com

CROW LATIN AMERICA USA INC.
 7200 NW 19 st. Suite 307
 Miami FL 33126, USA
 Tel. +305 513 4001
 Fax. +305 513 4005
 rejane@crowlatinamerica.com
www.crowlatinamerica.com

ARROWHEAD ALARM PRODUCTS
 344B, Rosedale Road
 Park Farm Industrial Estate
 Albany, Auckland
 New Zealand
 Tel. +64 9 414 0085
 Fax. +64 9 414 0088
www.aap.co.nz

These instructions supersede all previous issues in circulation prior to March 2016.