



FW2-NEPTUNE-8F/9F

TWO WAY WIRELESS OUTDOOR SOUNDER W. BATTERY



INSTRUCTION MANUAL
P/N 7101275_C

PRODUCT FEATURES

The FW2-NEPTUNE is an advanced slim designed wireless outdoor sounder that extends the sound of your alarm outside your premises.

The FW2-NEPTUNE can be powered by Lithium Battery 3.6V/14Ah or by external power supply 9-12V/0.8A or both.

- ISM Radio GFSK
- Ultra Low current consumption
- Powered by 1 Lithium battery – TITUS ER34615M 3.6V
- Wall and Front cover tamper protection
- Battery life up to 5 years
- Operating Frequencies: 868-916MHz
- Event Transmission:
 - Tamper Open/Close
 - Supervision
 - Battery status
- Flash LED indications
- Up to 500m transmission range in open space

PRODUCT OVERVIEW

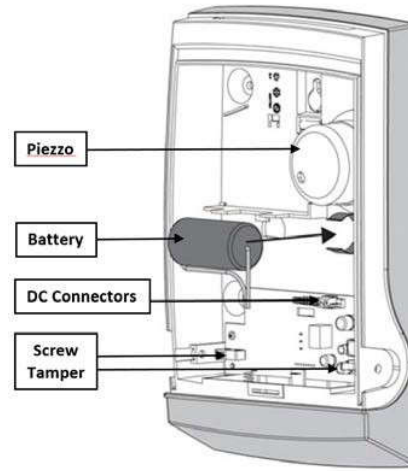


Figure 1

DEVICE OPENING

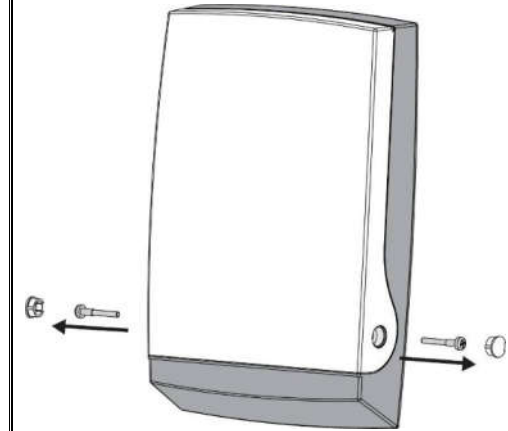


Figure 2

1. Remove the two pivot screws that secure the Siren cover
2. Slide Up the cover device

WALL MOUNTING

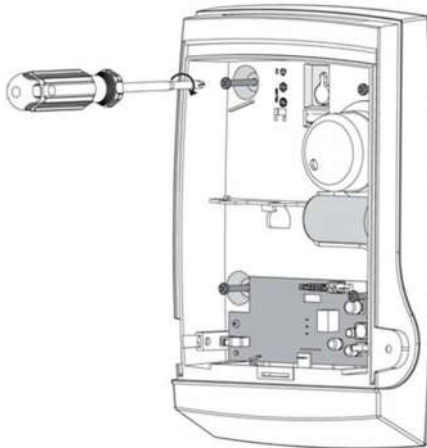


Figure 3
Wall installation

Place the unit on the installation surface and mark out the four screw holes

Use a 8 mm bit to drill the holes

Fix the unit onto the installation surface.

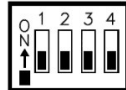
Ensure that the Piezo Siren is connected to the Piezo connector

DIPSWITCHES SETTINGS

The FW2-Neptune can be paired on all Crow control panels and RF modules.

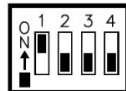
The pairing compatibility has to be set by using dipswitches on PCB before inserting the battery or DC

Pairing to Shepherd™ control panel or RF Module UART



All switches in OFF position. Mode and functions set up of the siren is configurable from the control panel.

Pairing to Runner™ or Serenity™ control panels



Move the switch "1" to ON (up), to activate switches "2", "3" and "4" which are dedicated to siren mode and functions set up as per table below.

| Dip-switch Num. | Shepherd | Serenity/Runner | Serenity / Runner | | |
|-----------------|----------|-----------------|---|-------------|-----------|
| | | | Arm | Disarm | |
| 1 | OFF | ON | | | |
| 2 | N/A | ON | Battery ok | 2 flashes | 1 flashes |
| | | | Low battery | 3+3 flashes | 2 flashes |
| | | | | | |
| 3 | N/A | ON | Battery ok | 2 Beeps | 1 Beep |
| | | | Low battery | 3+3 Beeps | 2 Beep |
| | | | | | |
| 4 | N/A | ON | Flasher and Buzzer timeout is 15 min. if dipswitch is OFF timeout is 2 min. | | |

Note (for Shepherd default): The Alert sound time is 3 minutes and The Alert flasher time is 30 minutes. Activation time can be changed from Outputs level (see installation manual)

BATTERY INSERTION

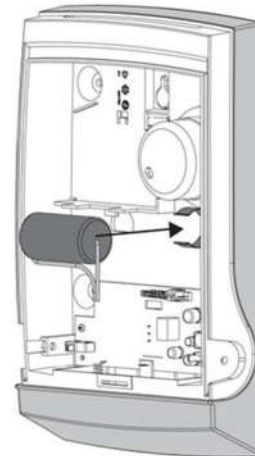


Figure 4
Batteries insertion

Insert the battery into the battery clip and connect it to the **BAT** connector (see Figure 1).

Batteries can be replaced by the user

CAUTION



**RISK OF EXPLOSION
IF BATTERY IS REPLACED BY DIFFERENT TYPE / MODEL.
DISPOSE USED BATTERIES
ACCORDING TO ITS INSTRUCTIONS**

PAIRING PROCESS

For pairing process, please refer to your control panel instructions.

To pair your sounder, please proceed as follows:

1. Enter in installing mode via the "installer Webpage".
2. Go to Outputs and select the output # you want to learn.
3. Add Output – (insert link type "ISM" Device's ID, Device type "smart siren".
4. Set Siren Configuration output, and save configuration.
5. Place the battery as instructed in figure 4 and wait until the red/green LED stops blinking.
6. The device should register to the Control Panel.
7. When registration process is successfully completed, the Green LED will constantly light ON for 3 seconds and then turn OFF.
8. If Green LED continues flashing more than 5 minutes and stopped. Please check siren settings details, remove battery and repeat step 5,6,7.

| TESTING THE DEVICE | SPECIFICATION | STANDARDS APPROVALS | | | | | | | | | | | | | | | | | | | | | | | | | | | | | | | | | | | | | | |
|---|--|---------------------|------------------------|-------------|------------------------------|-------------|-----------------|-----------|--------|-----------------------|----------------|----------------|----------------------------------|---------------------|--------------------------------------|------------------|------------------|--------------------|--------------------|---------|--|--------------|---|----------------------|-----------------------------------|--------------------|--------------|--|---------------------------|---------------|------------------------|-----------------------|----------------|------------|----------------------|------------------------|---------|-----------------|-------|---|
| <p>We recommend testing your sounder after pairing to check its goods functioning.</p> <p><u>After the pairing is completed verify that the sounder is working properly:</u></p> <ul style="list-style-type: none"> Perform Arm/Disarm verify Beep/Led indications. Perform an Alarm; verify Piezo and LED is activated. Perform Alarm Reset by User pin code. | <table border="0"> <tr> <td>Alert Method</td> <td>Internal Piezo and LED</td> </tr> <tr> <td>Sound Level</td> <td>More than 102dB (at 1 meter)</td> </tr> <tr> <td>Flash Light</td> <td>LED indications</td> </tr> <tr> <td>ISM Radio</td> <td>5 GFSK</td> </tr> <tr> <td>Operating Frequencies</td> <td>868 MHz/916Mhz</td> </tr> <tr> <td>Identification</td> <td>Unique ID serial number – 24 bit</td> </tr> <tr> <td>Events Transmission</td> <td>Alarm, Tamper, Supervision, Low Bat.</td> </tr> <tr> <td>Supervision Time</td> <td>7 min by default</td> </tr> <tr> <td>Transmission Range</td> <td>500m in open space</td> </tr> <tr> <td>Battery</td> <td>1 Lithium batteries 3.6V TITUS ER34615M D Type</td> </tr> <tr> <td>Battery life</td> <td>Up to 5 years Standby: 110uA ±10uA@ Batt operation 20mA±2mA@12V DC operation Alarm: Average: 950mA @ Batt operation.</td> </tr> <tr> <td>Current Consumptions</td> <td>Average: 200mA @ 12V DC operation</td> </tr> <tr> <td>Transmission Power</td> <td>Up to 14 dBm</td> </tr> <tr> <td></td> <td>Low Bat 2.9V Cut Off 2.5V</td> </tr> <tr> <td>Tamper Switch</td> <td>Cover and Wall Removal</td> </tr> <tr> <td>Operating temperature</td> <td>-30°C to +70°C</td> </tr> <tr> <td>Dimensions</td> <td>316mm x 209mm x 63mm</td> </tr> <tr> <td>Weight (incl. battery)</td> <td>1.2 kg.</td> </tr> <tr> <td>Case Protection</td> <td>IP 54</td> </tr> </table> | Alert Method | Internal Piezo and LED | Sound Level | More than 102dB (at 1 meter) | Flash Light | LED indications | ISM Radio | 5 GFSK | Operating Frequencies | 868 MHz/916Mhz | Identification | Unique ID serial number – 24 bit | Events Transmission | Alarm, Tamper, Supervision, Low Bat. | Supervision Time | 7 min by default | Transmission Range | 500m in open space | Battery | 1 Lithium batteries 3.6V TITUS ER34615M D Type | Battery life | Up to 5 years Standby: 110uA ±10uA@ Batt operation 20mA±2mA@12V DC operation Alarm: Average: 950mA @ Batt operation. | Current Consumptions | Average: 200mA @ 12V DC operation | Transmission Power | Up to 14 dBm | | Low Bat 2.9V Cut Off 2.5V | Tamper Switch | Cover and Wall Removal | Operating temperature | -30°C to +70°C | Dimensions | 316mm x 209mm x 63mm | Weight (incl. battery) | 1.2 kg. | Case Protection | IP 54 | <p><u>The FW2-NEPTUNE conforms to the essential requirements set out by:</u></p> <ul style="list-style-type: none"> RED directive:2014/53/EU EMC directive: 2014/30/EU Low Voltage directive: 2014/35/EU <p><u>Harmonized Standards applicable to this products are:</u></p> <ul style="list-style-type: none"> EN300220-2 EN300220-1 EN301489-3 EN301489-1 EN50130-4 EN61000-6-3 EN60950-1 EN50131-1 EN50130-5 EN50131-5-3 <p>Certification body: Telefication B.V.</p> <p><u>Additional Standards and Directives applicable to this product are:</u></p> <ul style="list-style-type: none"> RoHS directive: 2002/95/EC EN50131-4 IEC 60529 <p>Security Grade2, Environmental Class 4 Storage type X</p>  |
| Alert Method | Internal Piezo and LED | | | | | | | | | | | | | | | | | | | | | | | | | | | | | | | | | | | | | | | |
| Sound Level | More than 102dB (at 1 meter) | | | | | | | | | | | | | | | | | | | | | | | | | | | | | | | | | | | | | | | |
| Flash Light | LED indications | | | | | | | | | | | | | | | | | | | | | | | | | | | | | | | | | | | | | | | |
| ISM Radio | 5 GFSK | | | | | | | | | | | | | | | | | | | | | | | | | | | | | | | | | | | | | | | |
| Operating Frequencies | 868 MHz/916Mhz | | | | | | | | | | | | | | | | | | | | | | | | | | | | | | | | | | | | | | | |
| Identification | Unique ID serial number – 24 bit | | | | | | | | | | | | | | | | | | | | | | | | | | | | | | | | | | | | | | | |
| Events Transmission | Alarm, Tamper, Supervision, Low Bat. | | | | | | | | | | | | | | | | | | | | | | | | | | | | | | | | | | | | | | | |
| Supervision Time | 7 min by default | | | | | | | | | | | | | | | | | | | | | | | | | | | | | | | | | | | | | | | |
| Transmission Range | 500m in open space | | | | | | | | | | | | | | | | | | | | | | | | | | | | | | | | | | | | | | | |
| Battery | 1 Lithium batteries 3.6V TITUS ER34615M D Type | | | | | | | | | | | | | | | | | | | | | | | | | | | | | | | | | | | | | | | |
| Battery life | Up to 5 years Standby: 110uA ±10uA@ Batt operation 20mA±2mA@12V DC operation Alarm: Average: 950mA @ Batt operation. | | | | | | | | | | | | | | | | | | | | | | | | | | | | | | | | | | | | | | | |
| Current Consumptions | Average: 200mA @ 12V DC operation | | | | | | | | | | | | | | | | | | | | | | | | | | | | | | | | | | | | | | | |
| Transmission Power | Up to 14 dBm | | | | | | | | | | | | | | | | | | | | | | | | | | | | | | | | | | | | | | | |
| | Low Bat 2.9V Cut Off 2.5V | | | | | | | | | | | | | | | | | | | | | | | | | | | | | | | | | | | | | | | |
| Tamper Switch | Cover and Wall Removal | | | | | | | | | | | | | | | | | | | | | | | | | | | | | | | | | | | | | | | |
| Operating temperature | -30°C to +70°C | | | | | | | | | | | | | | | | | | | | | | | | | | | | | | | | | | | | | | | |
| Dimensions | 316mm x 209mm x 63mm | | | | | | | | | | | | | | | | | | | | | | | | | | | | | | | | | | | | | | | |
| Weight (incl. battery) | 1.2 kg. | | | | | | | | | | | | | | | | | | | | | | | | | | | | | | | | | | | | | | | |
| Case Protection | IP 54 | | | | | | | | | | | | | | | | | | | | | | | | | | | | | | | | | | | | | | | |
| <p>EVENTS TRANSMISSION</p> <p>SUPERVISION A periodical transmission indicating detector's presence.</p> <p>ALARM Siren sound from the device indicating alarm in progress. The white LED blinking during the operation.</p> <p>LOW BATTERY Whenever batteries reach the low level (2.9V), a Battery Low signal will be sent. When Battery level drops below Cut Off level (2.5V) the device will stop functioning and the Red LED will blink for 10 seconds and then turned Off.</p> <p>TAMPER Whenever the device is removed from the bracket, a message will be transmitted with "Tamper ON" signal. When cover will be returned a "Tamper OFF" signal will be transmitted.</p> <p>You should reset this tamper alarm on your control panel.</p> | <p>CROW ELECTRONIC ENGINEERING LTD. ("Crow") - WARRANTY POLICY CERTIFICATE</p> <p>This Warranty Certificate is given in favor of the purchaser (hereunder the "Purchaser") purchasing the products directly from Crow or from its authorized distributor. Crow warrants these products to be free from defects in materials and workmanship under normal use and service for a period of 24 months from the last day of the week and year whose numbers are printed on the printed circuit board inside these products (hereunder the "Warranty Period").</p> <p>Subject to the provisions of this Warranty Certificate, during the Warranty Period, Crow undertakes, at its sole discretion and subject to Crow's procedures, as such procedures are form time to time, to repair or replace, free of charge for materials and/or labor, products proved to be defective in materials or workmanship under normal use and service. Repaired products shall be warranted for the remainder of the original Warranty Period.</p> <p>All transportation costs and in-transit risk of loss or damage related, directly or indirectly, to products returned to Crow for repair or replacement shall be borne solely by the Purchaser. Crow's warranty under this Warranty Certificate does not cover products that is defective (or shall become defective) due to: (a) alteration of the products (or any part thereof) by anyone other than Crow; (b) accident, abuse, negligence, or improper maintenance; (c) failure caused by a product which Crow did not provide; (d) failure caused by software or hardware which Crow did not provide; (e) use or storage other than in accordance with Crow's specified operating and storage instructions.</p> <p>There are no warranties, expressed or implied, of merchantability or fitness of the products for a particular purpose or otherwise, which extend beyond the description on the face hereof.</p> <p>This limited Warranty Certificate is the Purchaser's sole and exclusive remedy against Crow and Crow's sole and exclusive liability toward the Purchaser in connection with the products, including without limitation - for defects or malfunctions of the products. This Warranty Certificate replaces all other warranties and liabilities, whether oral, written, (non-mandatory) statutory, contractual, in tort or otherwise.</p> <p>In no case shall Crow be liable to anyone for any consequential or incidental damages (inclusive of loss of profit, and whether occasioned by negligence of the Crow or any third party on its behalf) for breach of this or any other warranty, expressed or implied, or upon any other basis of liability whatsoever. Crow does not represent that these products can not be compromised or circumvented; that these products will prevent any person injury or property loss or damage by burglary, robbery, fire or otherwise; or that these products will in all cases provide adequate warning or protection.</p> <p>Purchaser understands that a properly installed and maintained product may in some cases reduce the risk of burglary, fire, robbery or other events occurring without providing an alarm, but it is not insurance or a guarantee that such will not occur or that there will be no personal injury or property loss or damage as a result. Consequently, Crow shall have no liability for any personal injury; property damage or any other loss based on claim that these products failed to give any warning.</p> <p>If Crow is held liable, whether directly or indirectly, for any loss or damage with regards to these products, regardless of cause or origin, Crow's maximum liability shall not in any case exceed the purchase price of these products, which shall be the complete and exclusive remedy against Crow.</p> <div style="text-align: center;">  <p>sales@crow.co.il support@crow.co.il</p> <p>www.thecrowgroup.com</p> </div> <p>These instructions supersede all previous issues in circulation prior to September 2018</p> | | | | | | | | | | | | | | | | | | | | | | | | | | | | | | | | | | | | | | | |